

Iso FLOOR®

The dynamic raised floor offering full flexibility and stability
in Data Centers and Telecom Network Operation Centers.



Iso Floor® – the only dynamic raised floor on the market

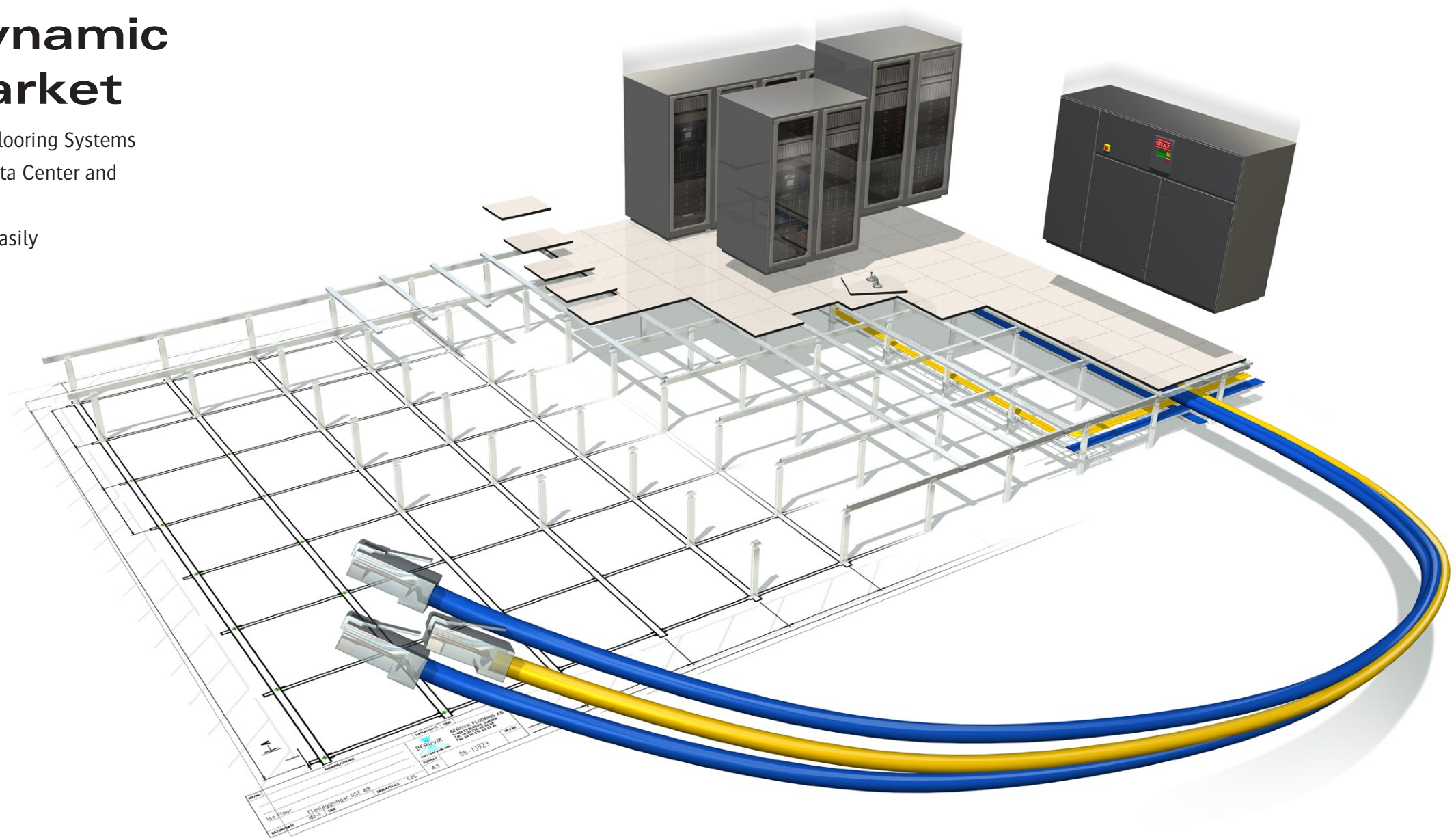
Bergvik is a Global Leader and trusted supplier of Raised Access Flooring Systems and Seismic Bracing solutions for World Class, Mission Critical Data Center and Telecom Operators in more than 100 countries around the world.

Bergvik's Dynamic Iso Floor System's unique design allows it to easily adjust to ever-changing technologies; equipment densities; and increased cooling demands.

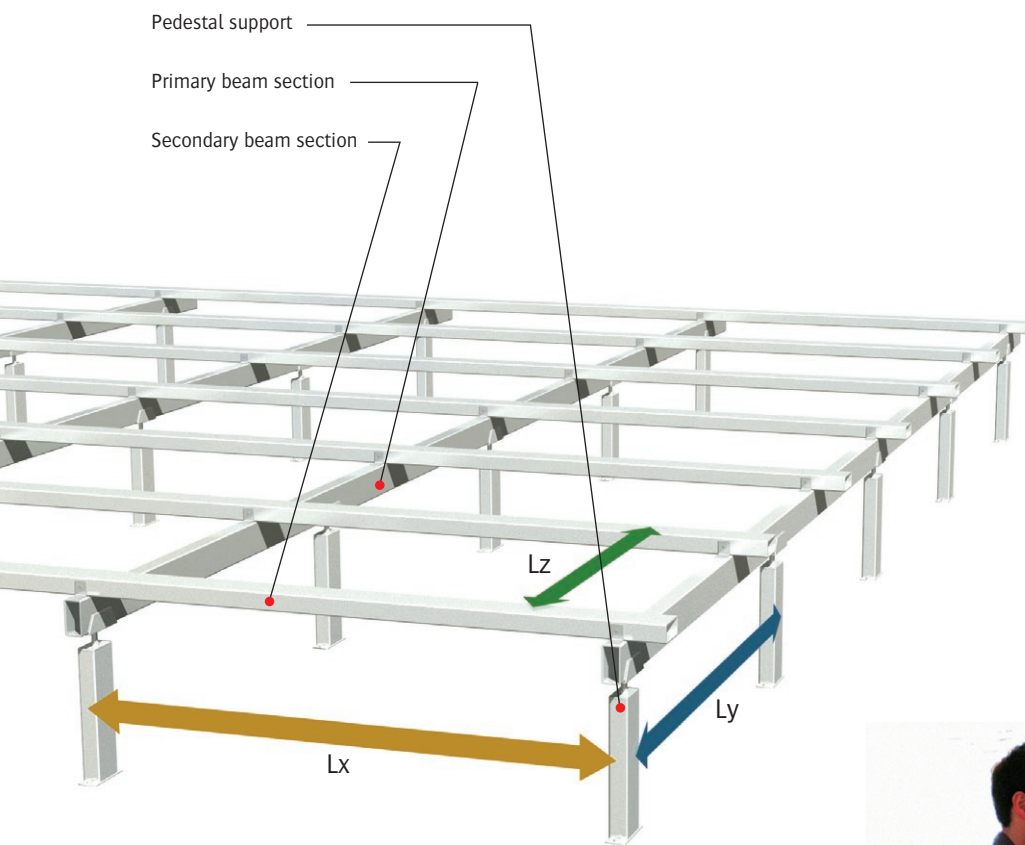
Benefits with Iso Floor:

- The high lateral stability means that all panels can be removed without the risk of the floor shifting. Floor heights available from 12 to 94 inches in non seismic zones.
- Up to 25% more equipment on the same footprint compare to traditional pedestal floors.
- Up to 70% less pedestal supports than with conventional static floors
- Custom size floor panels will optimize the data center or telco room with any cabinet depths. Panels are therefore fully removable in the aisles, which makes it easy for service and supplementation of the equipment.
- Unique system flexibility means future equipment expansion (life cycle) can be built into the floor design.
- All equipment mounted on the floor can be bolted directly to the Iso Floor structure.
- The all-bolted steel floor structure is sufficiently grounded with only two (2) grounding wires attached in opposite corners of the floor mechanics.
- Highly wear resistant floor panels are direct-laminated to prevent delamination.
- The Bergvik Laminate is highly resistant to harsh solvents and chemicals.
- Standard design solutions available for all seismic zones.
- NEBS tested seismic bracing frames for zone 3–4 will integrate with the floor mechanics.
- Installations in more than 100 countries since 1970.

Download Bergvik Iso Floor Specification, section 10270 at <http://www.bergvik.com/isofloor>



Bergvik's Iso Floor system can be adapted to uniform load ratings of 400 lbs/sf (20 kN/m²) having a center-to-center distance between pedestal support of 31.5" (800 mm) and 47.3" (1200 mm) respectively. No other raised floor can match this!



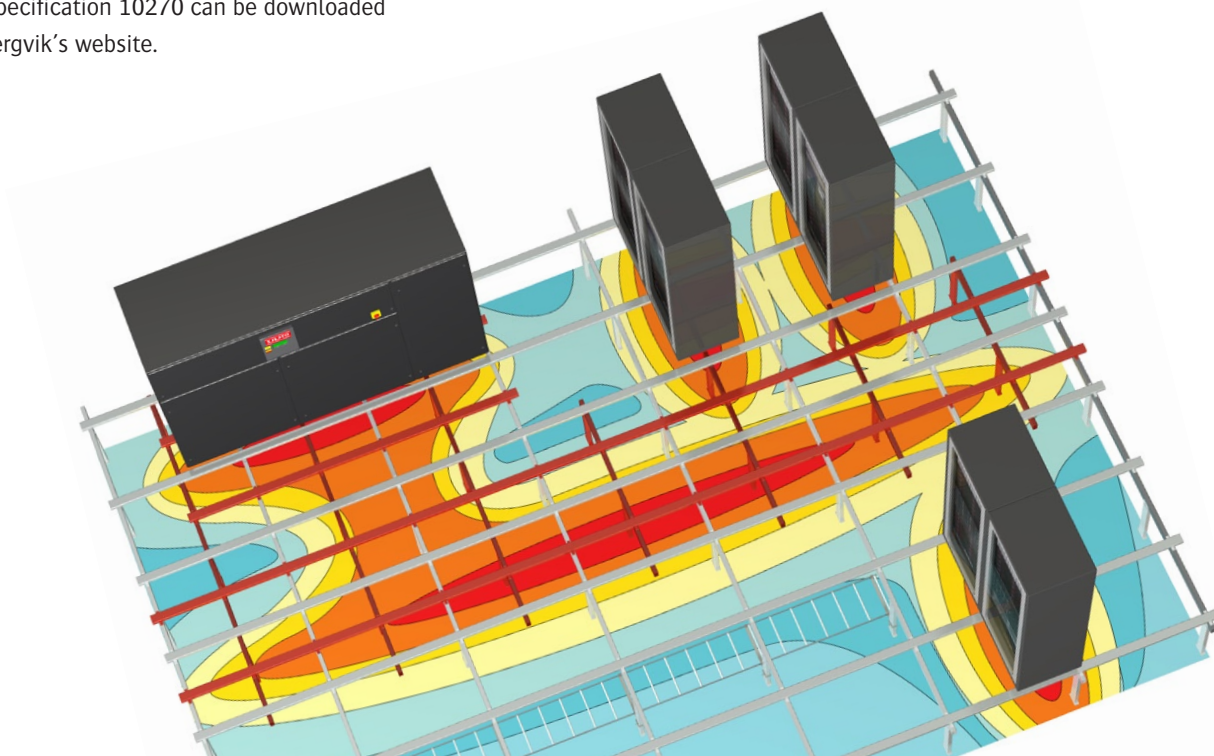
LOAD CALCULATION

The flexible and adaptable floor construction allows designing for loads of up to 800 lbs/sf (40 kN/m².) Distances between support members (Lx, Ly, Lz) are the factors guiding the design. It is important to always specify the load requirements during project planning and invitation to tender. During CAD design of the floor each floor goes through an advanced load calculation that becomes a part of the floor documentation.

A CSI specification 10270 can be downloaded from Bergvik's website.



Our design department generates Auto CAD floor layout drawings quickly, based on customers floor plan.



TECHNICAL DESIGN

The floor is built up around a prefabricated steel substructure that is firmly bolted together. It consists of tubular beam sections measuring 3.15"x1.57" (80 mm x 40 mm).


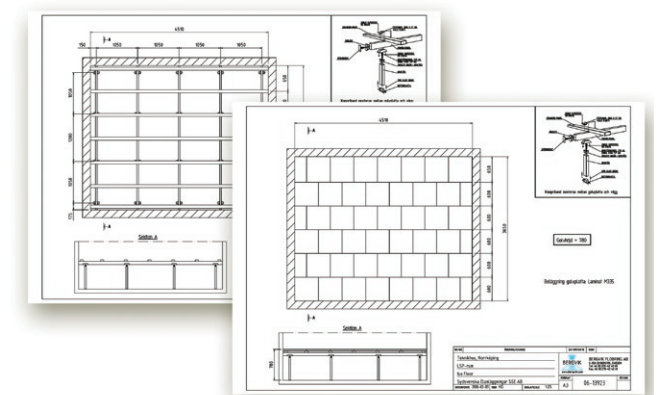
The pedestal supports, manufactured from the same beam section, are adjustable $\pm 1"$ (25 mm) from the nominal floor height.

Beam sections and assembly parts are hot dip galvanized (Z275), thereby complying with general requirements for buildings.




FAST ON-SITE ASSEMBLY

The substructure is quickly and easily bolted together on-site. The pedestal supports are pre-assembled and shipped in a kit together with all profiles and assembly parts. Each floor comes with a detailed mounting instruction in the form of a floor installation CAD-drawing with all dimensions indicated. The floor panels, which are gravity mounted on top of the secondary beam sections, can easily be removed by using the lifting tool supplied. The shipment also includes maintenance and cleaning instructions.



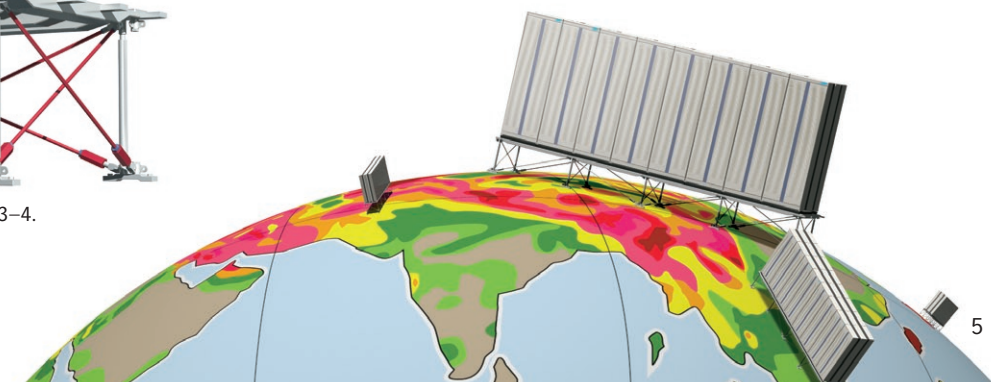
Design of floor system for seismic zones 1-2.



Design of floor system for seismic zones 3-4.

SEISMIC ZONES

Bergvik seismic bracing design solution comes in two variations, a reinforced standard substructure for zone 1-2, as well as seismic frames for zone 3-4. The seismic bracing frames are shipped preassembled in order to provide a short installation time. Our seismic frames have been dynamic full scale tested and approved for seismic zone 4 in accordance with NEBS.





M335 Granite, standard

One size floor panel does not fit IT all

FLOOR PANEL

As standard, the woodcore panel is made from a 1.5" (38 mm) high-density and moisture resistant particleboard with a superior e-module. Bergvik's standard floor panel is manufactured in 24x24 inch or 600 mm x 600 mm size, but various project-adapted sizes can also be supplied if specified.

SURFACE FINISHES

As a standard, the panel is delivered with the Bergvik laminate surface finish, which is antistatic, extremely wear-resistant, and easy to clean. Severe stains, such as paint or ink, are easily removed by, e.g. rubbing alcohol. The laminate is also resistant to battery acid. The laminate is direct-laminated, and has therefore no glue that may cause delamination.

Decor M335 Granite having a non-directional colour pattern is the standard finish. This panel with a laminated metal backing is classified as class 1 in accordance with ASTM E84 and NFPA 266. Bergvik Laminate floor panels are environmentally safe and fully recyclable. Type-approval certificates are provided upon request. All panel types can be delivered as ventilated panels, alternate having inserted ventilation air grilles and cable grommets.



H817 Alder



A287 Oak

Standard size floor panels in M335 Granite:

We also deliver project-adapted sizes.



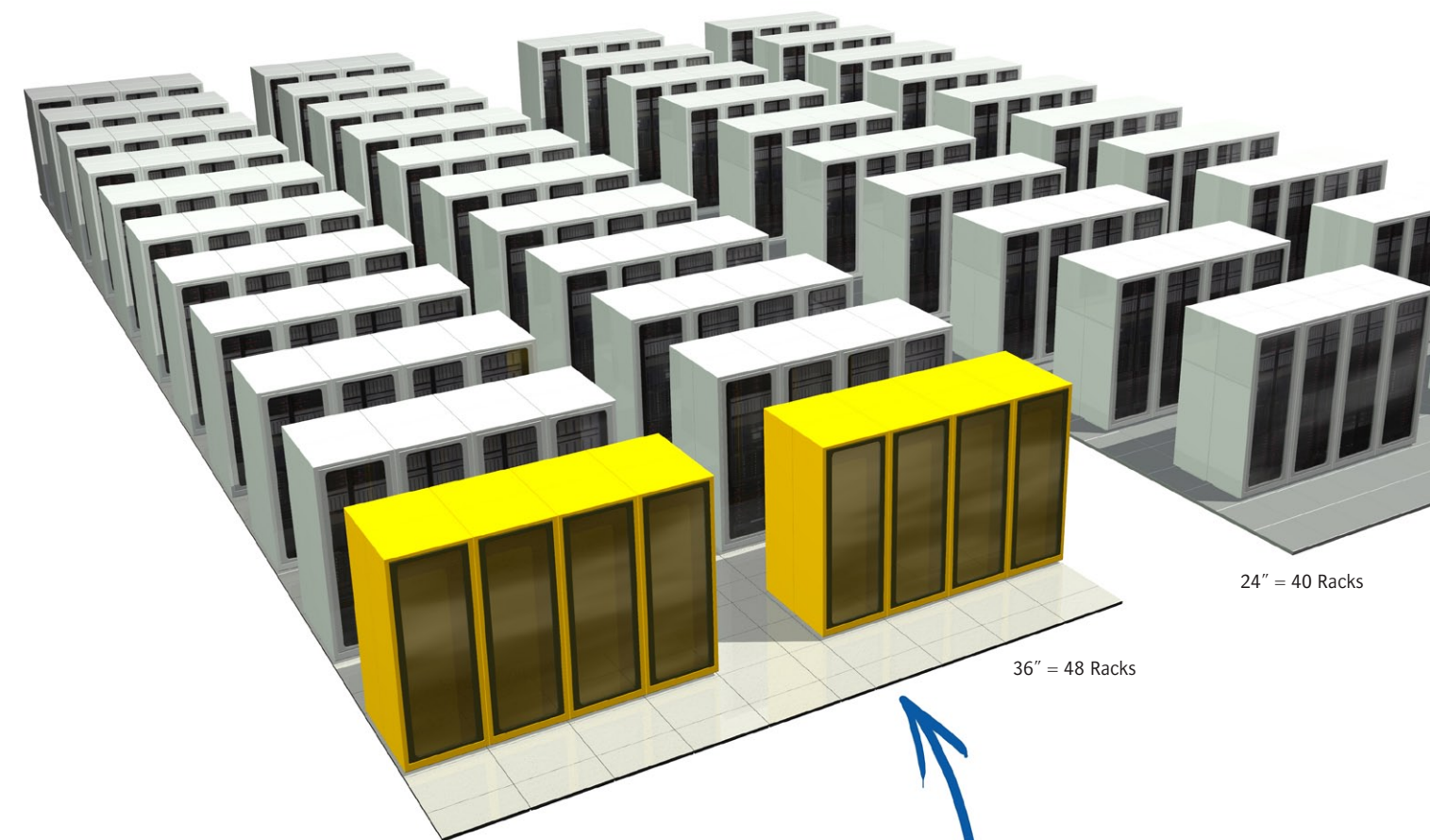
23.6" x 15.7"
(600 mm x 400 mm)



23.6" x 23.6"
(600 mm x 600 mm)



23.6" x 31.5"
(600 mm x 800 mm)



Up to 25% more equipment

on the same footprint compared to traditional pedestal floors. This can be achieved by using one (1) 36" custom panel in the cold aisles vs. using two (2) standard 24" panels.

Good references


Since 1970, customers all around the world have selected Bergvik as the supplier of raised floors. Below follows some examples of satisfied customers using Iso Floor – the dynamic raised floor.



CAJ LUNDQVIST, TECHNICAL MANAGER, SOUTHWATER UTILITY
"We are very impressed with Bergvik as a supplier of raised flooring. Everything from CAD drawings, delivery time, installation speed and quality, as well as final documentation is up to par."




ZIBBER MOHIUDDIN, PRESIDENT, ERICSSON, PAKISTAN:
"It is important for Ericsson to look at the added value from the end users point of view. They expect that our GSM network will operate smoothly, but if the floor does not look good it will take away from the overall quality. Also, the cost for the Bergvik raised floor is quite marginal in our total overall cost."



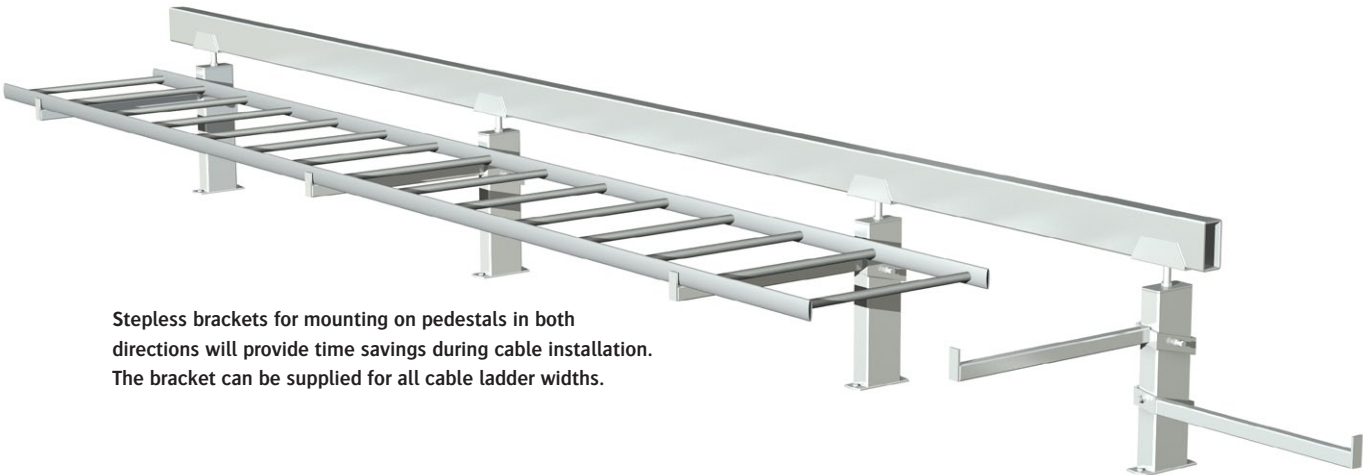
VIA ABETONG, HALLSBERGS CONCRETE WORKS & PRECON, "Bergvik has, all over Sweden, delivered Iso Floor to approximately 8000 substations pre-assembled in our factory. The numerous deliveries are a result of high product quality, value added flexibility as well as easy and quick installation."

KURT ANDERSSON, ABETONG
Happy customer since 1970.

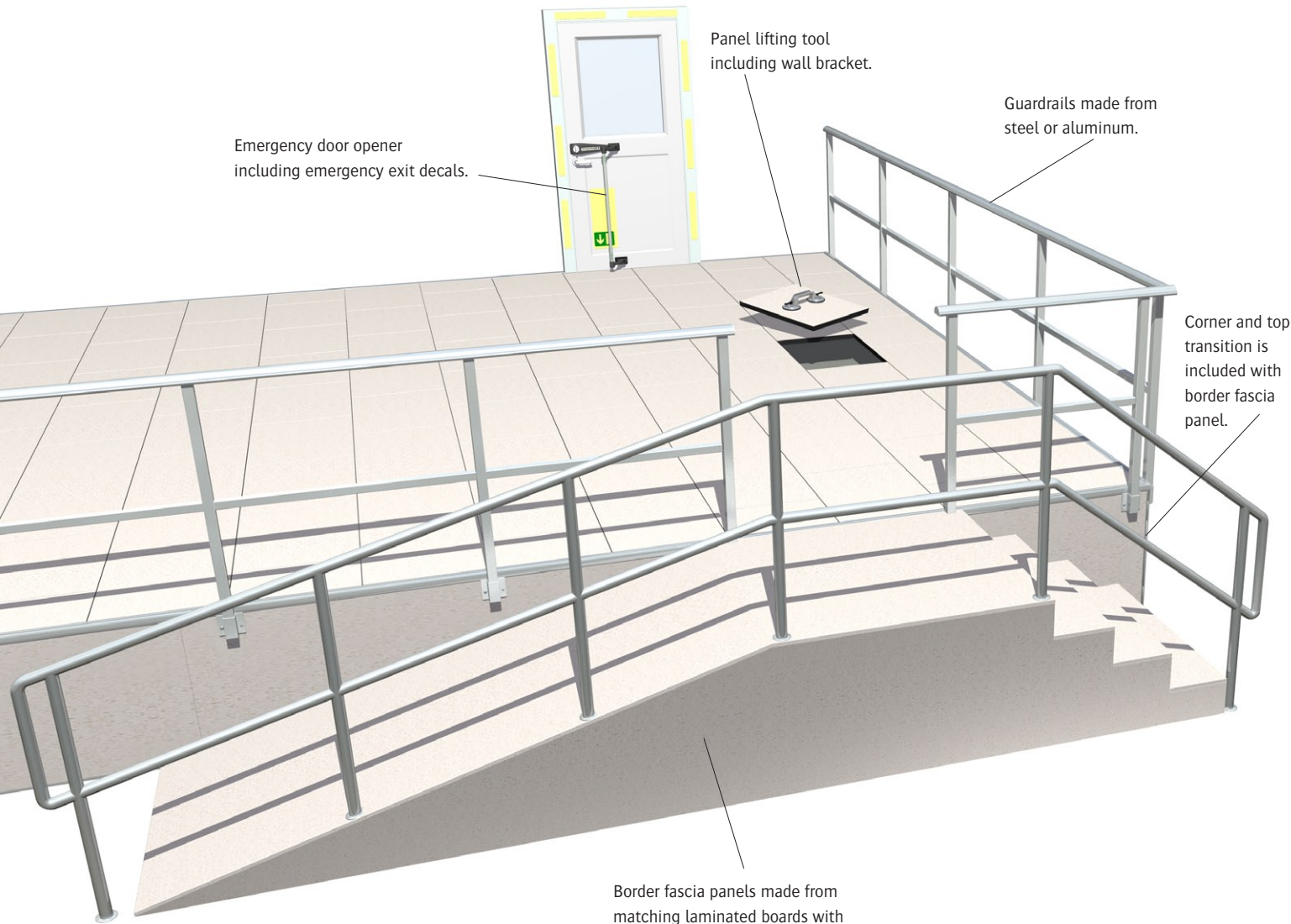


12800 sq.ft (1150 m²) Iso Floor was provided for Vodacom and their new Data Center in Johannesburg, South Africa in 2008. Loading range of floor was from 200–400 psf (10–20 kN/m²).

Accessories



Stepless brackets for mounting on pedestals in both directions will provide time savings during cable installation. The bracket can be supplied for all cable ladder widths.



Emergency door opener including emergency exit decals.

Panel lifting tool including wall bracket.


Guardrails made from steel or aluminum.

Corner and top transition is included with border fascia panel.

Border fascia panels made from matching laminated boards with transition details of aluminum.




Pre-cut floor panel
Floor panel with customized hole pattern can be supplied.



Perforated Triad floor panel
25% to 56% open surface area with adjustable air distribution capability: At 56%, Panel without damper: 2845 cfm at 0.1-inch of H2O (static pressure). For other values, see separate specification.




Ventilated air-grille panel
Panel with up to 56% open air and directional louvers provide maximum cooling efficiency for Server racks.



Air Guard
Air Guard® Cable Seal helps prevent air loss in plenum cooled floors when access holes are required for cable routing through the floor. An immediate energy saver.



Grounding
The all-bolted steel floor structure is sufficiently grounded with only two (2) grounding wires attached in opposite corners of the floor mechanics.




Grounding block with 12 connections.



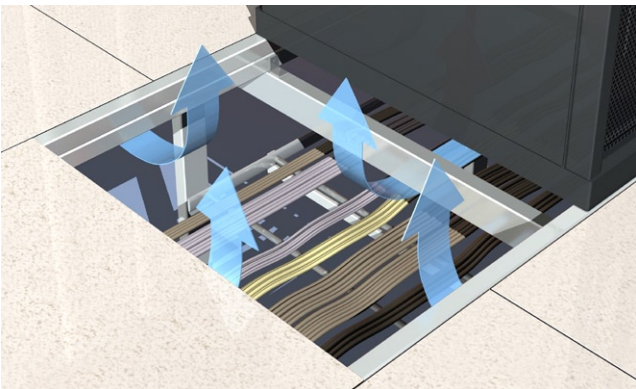
Pedestal support & beam section joint bracket for seismic zones 1–2
Reinforced design having +/- 1" (25 mm) level adjustment at the base plate, designed and tested for seismic zones 1–2.



Bergvik seismic bracing frames
With the pre torqued design, Bergvik's seismic frame for power and telecom cabinets, etc., in zones 3–4 is the safest construction on the market. Used by leading telecom operators around the world.



1.5"x1.5" (38 x 38 mm) steel tube replaces panel under rack to provide an "open bottom" access, offering direct cooling.



ISO FLOOR® Technical Data

The floor system in general

Gross weight: approx. 9.3 lbs/sf (45 kg/m²)

Uniform Distributed load UDL: up to 800 lbs/sf (40 kN/m²)

Finished floor height FFH: 12"–94" (300 to 2400 mm)

Specification, Steel Understructure

Pedestal: 3"x 1.5" (80 x 40 mm). Adjustable $\pm 1"$ (25 mm).

Primary beam section: 3"x 1.5" (80 x 40 mm)

Secondary beam section: 3"x 1.5" (80 x 40 mm)

Fire-resistance grade: Non-combustible material of steel.

Specification, Floor Panel

BERGVIK DIRECT LAMINATED FLOOR PANEL

Material: 1.5" (38 mm) high density particleboard, V313 moisture resistant quality is standard.

Panel sizes: 23.6"x 23.6" (600 x 600 mm) as standard.

Custom sizes available.

Surface finish: Bergvik direct laminate as standard.

Colour pattern: M335 Granite laminate as standard. H817 Alder and A287 Oak are optional.

Wear resistance: 4000–6000 cycles according to EN 438-2:6 1991.

Colour fastness: >6 according to EN 438-2:16 1991.

Weight: 5.8 lbs/sf (28 kg/m²) or 22 lbs (10 kg) per std panel.

Flame spread: 20 in accordance with ASTM E84 or NFPA 266.

Bergvik is an Innovative knowledge company specializing in Raised floor systems and seismic bracing solutions tailored to our customer's applications.




Bergvik Flooring AB
P.O. Box 46 Vannsätter
SE-820 23 Bergvik
Tel: +46 270 728 00
Fax: +46 270 728 04
Email: info@bergvik.com
Website: www.bergvik.com

Bergvik Flooring N. A., Inc.
2040 Shipley Drive, Bldg. C-3
Salisbury, MD 21801. USA.
Tel +1 (410) 548 1449
Fax +1 (410) 548 2630
Email: marketing@bergvik.com
Website: www.bergvik.com

Bergvik Flooring (Pty) Ltd
ADF centre unit 11, Vonkel Street
Saxenburg Park 2, Blackheath
Cape Town 7580, SOUTH AFRICA
Phone +27 21 905 1912
Fax +27 21 905 33 34
sales.ptysa@bergvik.com
Website: www.bergvik.com

Bergvik's product line:



Iso Floor

Optional brochure for power distribution rooms and process lines.



HiFlex Floor

High-built power distribution floor as an alternative to concrete beams, where incorrectly positioned cable cut-outs may delay and raise the price of the project.



Tech Floor

An economical standard pedestal floor for installations in offices, and 911 communication centers with low static loads.



Seismic Bracing Frames

Bergvik designs, full-scale tests and manufactures seismic mechanical devices for the protection of critical equipment.

For further information, go to:
www.bergvik.com